

STAGE 2 - 244th to 210th

- GATEWAY SIGNS

- RAIS

- LANI

- HAW

PUBLIC WORKS AND UTILITIES



March 2023



CITY OF EDMONDS WA



Organization

The Public Works Department provides care and maintenance to the City’s physical infrastructure. We strive to enhance reliability and performance of these systems while maintaining a safe, clean, and healthy environment.

Our goal is to serve the community and to enhance the quality of life in the city. We achieve this through a department that is community and customer focused. We embrace leadership in environmental and energy design concepts & principles and leverage technology & management principles to achieve operational effectiveness.

Budget Overview

| Department | 2022 | 2023 |
|-------------------|---------------|---------------|
| Engineering | \$ 2,847,103 | \$ 3,211,439 |
| Water | \$ 11,492,138 | \$ 11,322,550 |
| Sewer | \$ 31,340,523 | \$ 15,368,746 |
| Transportation | \$ 14,664,402 | \$ 13,714,604 |
| Stormwater | \$ 9,620,346 | \$ 7,211,280 |
| Facilities | \$ 3,450,275 | \$ 2,364,445 |
| Fleet | \$ 1,942,460 | \$ 1,704,220 |
| | \$ 75,357,247 | \$ 54,897,284 |

Facilities

People


| | |
|---------------------------------|--|
| Total positions approved | |
| Loss | |
| Gains | |

Q1 Highlights

During Q1 Facilities have been busy supporting the several long-standing projects and deferred maintenance items and departmental unscheduled remodeling. The City Custodial team continues to welcome staff back into the office and slowly transition back to rental venue and in-person meeting support.

Significant projects during this period include:

- Finalizing data for Facilities Condition Assessment update with McKinstry
- Sno-Isle Library re-construction project, Facilities took lead on reconstruction of the building lobby public restrooms, elevator re-commissioning and support of the initial water damage clean up.
- Interior Painting at Public Safety, Public Works, and City Hall, individual offices are on-going at City Hall.
- Citywide carpet cleaning
- Unscheduled classroom to office conversion
- (Anderson Center)



- Library Book Drop demolition (previously Parks project)
- Police Fence Design
- Unscheduled basement/classroom flooring replacement and 22 new high-vis stair treads (Meadowdale Club House)
- City Park Electrical infrastructure updates for Facilities electric vehicles
- Parks Flower basket program support
- Fleet custom interior boxes for new pick-ups
- Unscheduled day care children’s restroom remodel (Anderson Center)
- Log Cabin new entry stairs
- Frances Anderson Center fire alarm system design and permitting
- Unscheduled woman’s locker room remodel (Public Safety)
- Unscheduled Fleet manager office paint and putty remodel (Public Works)
- City Hall storage to commuter bicycle room



Electric infrastructure upgrades at City Park.



Library Flood Repairs



Flooring

Painting

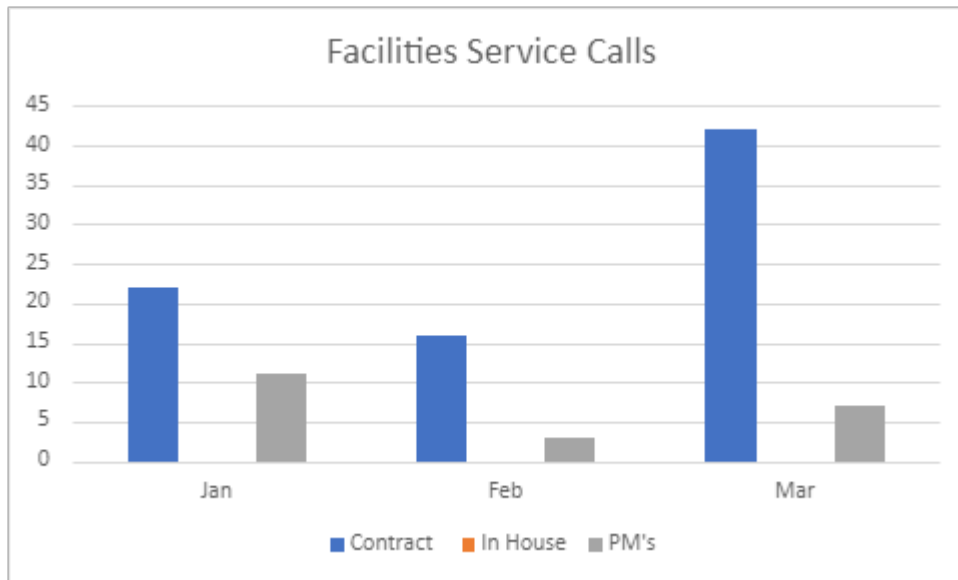


Training

All Facilities and Custodial Staff CPR, First Aide, Bloodborne Path, and AED certified.

Projects

Metrics



Sewer and Water

Sewer

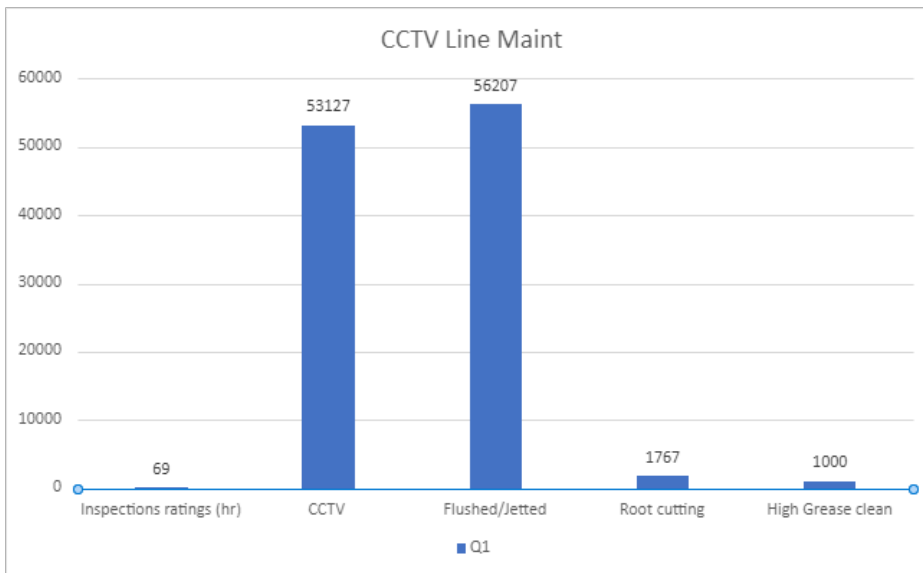
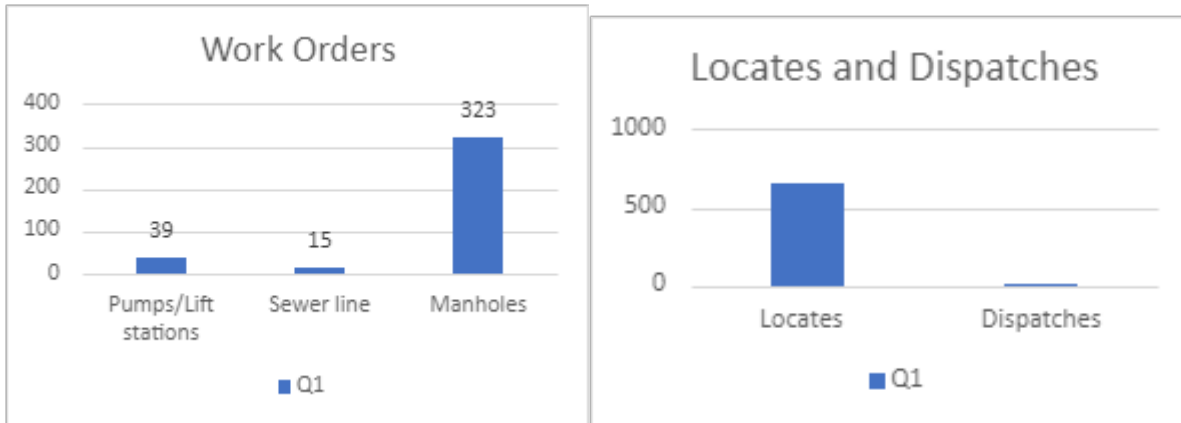
Q1 Highlights

The Sewer Department is responsible for the maintenance of 14 sanitary lift stations, 3200 sanitary sewer manholes and over 186 miles of sanitary sewer mains serving 9800 customer accounts. Seven FTE's are responsible for these functions as well as the maintenance of 26 residential grinder pumps.

- Sewer Department continues to clean and inspect sewer lines using the TV truck, push cameras and visual inspection of manholes. During the first quarter of 2023 they cleaned and inspected 53,127 feet of sewer main and inspected 301 manholes. They also performed root cutting in 1767 linear feet of main.
- Replaced and rebuilt lift station # 7 pump and motor.
- The Sewer Crew spent 500 manhours evaluating and rating sewer lines, determining priorities for maintenance, repair, re-lining, or replacement.
- Filled Vacant Sewer Maintenance Worker Position
- With the purchase of the new shoring system in 2022, the sewer crew can perform sewer main repairs up to 8 feet in depth. The City crews repaired 5 mains during the first quarter
- Sewer Department now has a spare pump and motor for each sewage lift station.



Metrics



Water

Q1 Highlights

The Water Division is responsible for the maintenance and operation of the City's water distribution system for the constant and safe delivery of potable water to over 10,372 accounts. The Water Division operates and maintains all storage and conveyance facilities including over 138 miles of distribution mains, 18 pressure reducing stations, three 1,500,000-gallon reservoirs, and one 3,000,000-gallon reservoir and pumping station. Nine FTE's are responsible for the above functions.

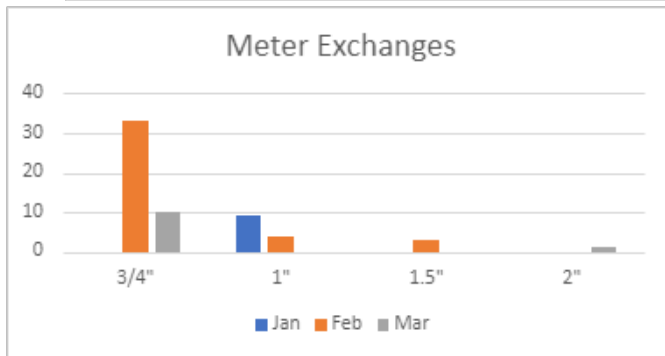
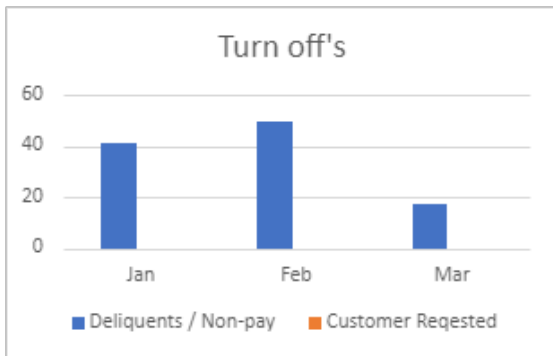
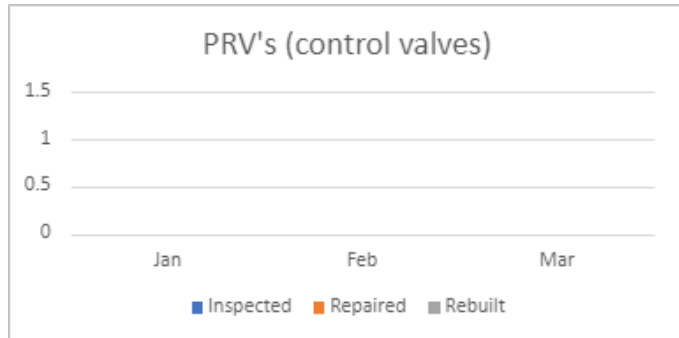
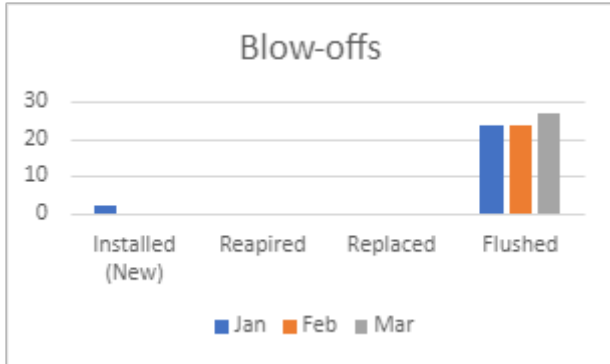
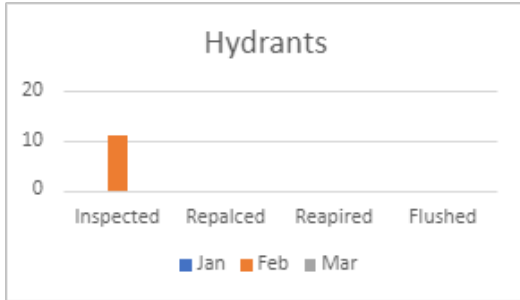


- The Water Department installed 9 new water services during the first quarter.
- The Water Quality Department collected over 150 samples during the first quarter.
- Rang in the New Year on January 1st with a 6" cast iron main break and repair.
- Water Department had 20 afterhours calls for service during the first quarter.
- Performed 706 utility locates.
- Two new Ford Lighting trucks entered service with the Water Department, one is used for meter reading the other is used as the response truck.
- Replaced 105 water meters.
- Repaired 4 water service leaks, two of which the entire service line was replaced.



Metrics





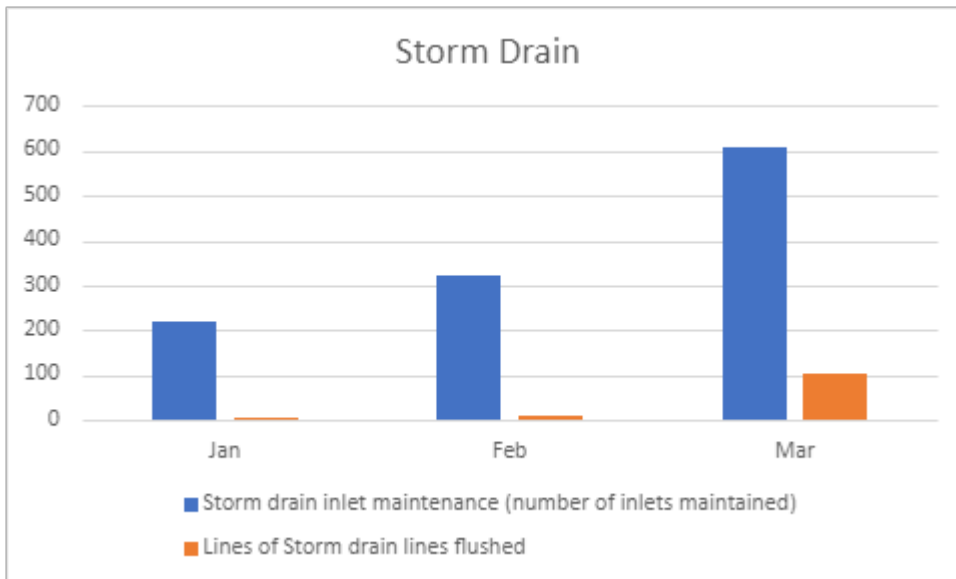
Storm & Street

Storm

Q1 Highlights

The Storm Division had fallen behind on our annual maintenance schedule. Our service numbers were not meeting our NPDES goals, so a high performing team was assembled to operate the vactor (combination sewer and storm drain cleaning truck) to improve the structures serviced numbers. That effort provided for 607 basins cleaned in March. Efforts continue to Q2.

Metrics



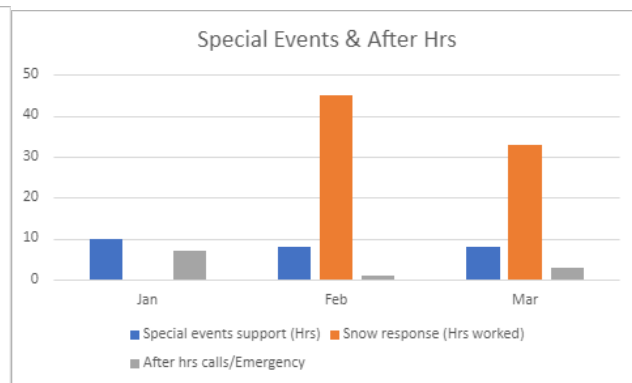
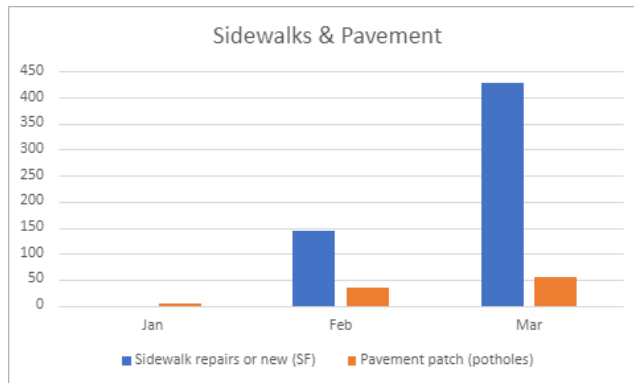
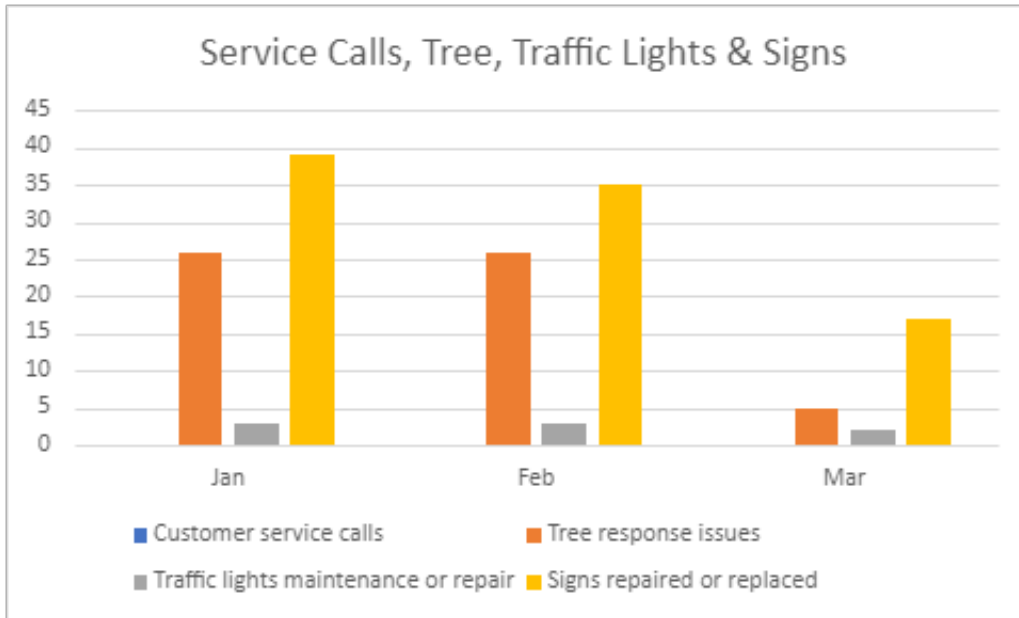
Street

Q1 Highlights

The Street department efforts during the first quarter include an extensive pothole patching and asphalt repair program. 92 separate locations were hot patched along

with the sidewalk repair on OVD. The sidewalk base had failed in this location causing the sidewalk to breakoff and dip creating an unsafe walking surface. Storm department also played a role in setting 2 new CB's and a storm water diffuser at the location to help with base stability.

Metrics



Wastewater Treatment Plant

Q1 Highlights

The plant was able to add three Operators during the first quarter of 2023 – one Group 4 operator and two Group 3 operators. We had a longtime Group 3 Operator, Dan Garcia, retire after over twenty years of service here at the WWTP. Recruitment is still ongoing for an Instrument Tech/Plant Electrician.

Construction:

The first quarter of 2023 at the WWTP has been eventful, beginning with the ongoing construction of the Carbon Recovery Project. The construction portion is nearing completion, and we anticipate commissioning of the system to begin in quarter two. Operations staff participated in a 3-day classroom training session on operating the new process and will continue field training with Ecoremedy staff during commissioning.

Process:

The plant performed well during the first quarter of 2023 and staff did an excellent job as they dealt with the challenges of high wet-weather flows, ongoing construction projects that effect the treatment process, transition/upgrade to new SCADA server, power bumps and outages, and equipment failures, all while also training three new Operators.

Certification:

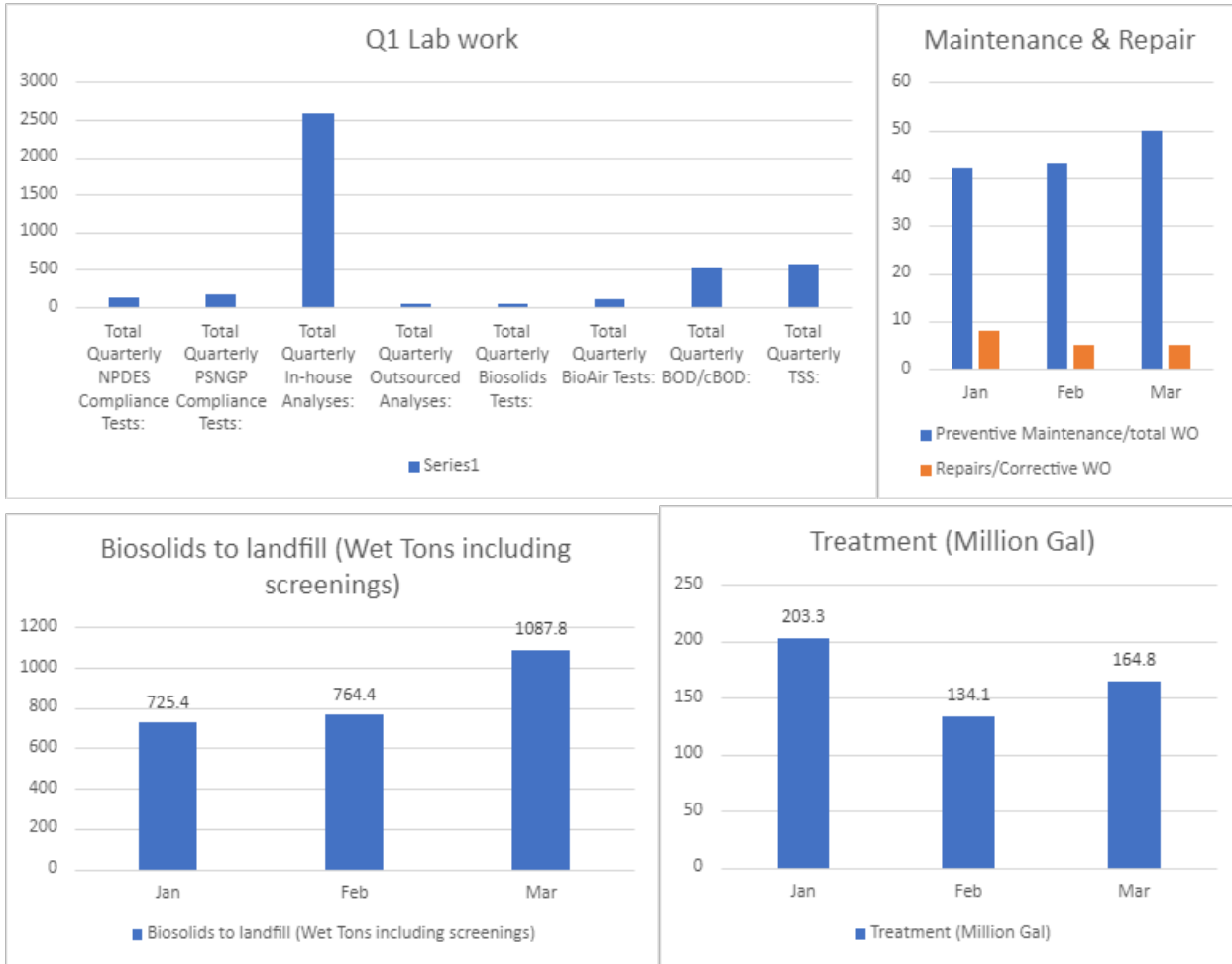
Two of our Operators passed their certification exams and upgraded from a Group 2 Operators to Group 3 Operators. Two of our Group 1 Operators also passed certification exams, upgrading to Group 2 Operators.

Visits

Hosted a visit from Snohomish County Public Works, Solid Waste Division, the team was interested in the new carbon recovery project and about the new waste composition that would be generated.



Metrics



Fleet

Q1 Highlights

Fleet is facing an unprecedented volume of new vehicle purchases and additions in 2023. The 2023 Budget approved the addition of 23 new vehicles to our fleet. Those vehicle additions included:

- 6 to the Parks department
- 15 to the Police department
- 1 to the Street department, and
- 1 to the Sewer department.

The 2023 Budget also included the replacement of 9 vehicles as a part of our regularly scheduled vehicle replacements. Additionally, because of supply chain issues and delivery delays in 2022 there was an unusually high number of carryforward vehicles.

There are 14 carryforward vehicles from 2022. With new vehicle additions, scheduled vehicle replacements, and 2022 carryforward vehicles, that brings the total number of new vehicles for 2023 to 46. The 2023 vehicle purchases include 23 NEW vehicle additions for 2023 and 6 NEW vehicle additions from 2022 carryforwards.





These vehicles include 7 Hybrid vehicles, 7 all electric vehicles, and the possibility of converting 9 to run on cleaner burning propane. Every vehicle purchase is made with the Fleet's environmental improvement goals and the city's Climate Action Committee goals in mind.

GOALS-1st Quarter.

Our main goal for the fleet division this quarter is to order and successfully outfit all 46 vehicles. There are many challenges that we must overcome to achieve this goal. Our biggest challenge we face is the continued short supply of vehicles and the ability to source them. Vehicle manufactures (Ford, Chevy, Dodge) have stopped taking new vehicle orders as of September of 2022. Ford has also implemented a new vehicle



allocation program for all F Series Super Duty trucks. This means that Ford has limited our ability to purchase the 9 F-Series Super Duty trucks we need for 2023. Ford has allocated us only 1 F-Series Super Duty truck for 2023. We have been able to successfully source 4 of them so far and will continue to explore alternative avenues to acquire these vehicles. The other challenge we face to meet this goal is our limited staff we have in the fleet division. There are currently 2 full-time mechanics to support our fleet of 205 vehicles and equipment. Every vehicle purchase requires time to outfit and prepare before it can go into service as well as the time to decommission and surplus the vehicles being replaced. These new vehicle set-ups and teardowns take away from the regular workflow of the shop that must be performed to continue normal operations. Regularly scheduled preventative maintenance and unscheduled

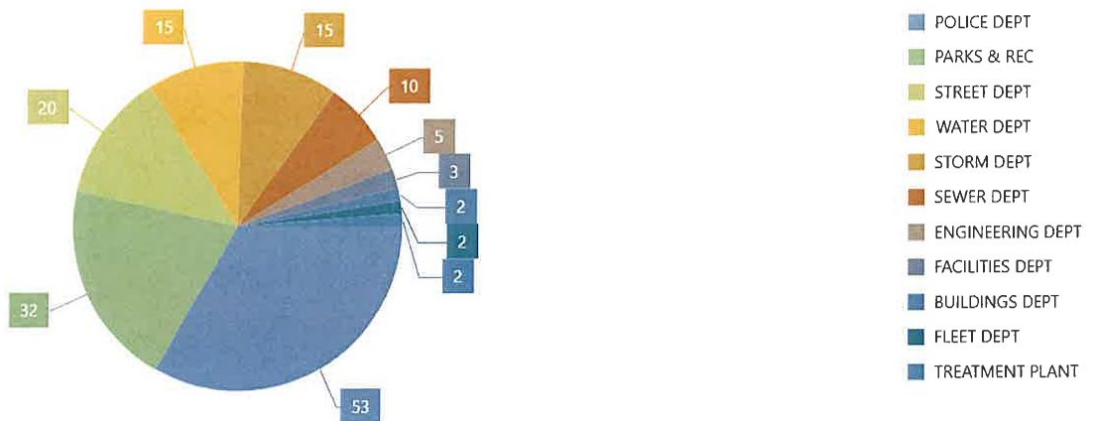
breakdowns and repairs are among our top priorities to ensure a safe and reliable fleet for all departments throughout the city. Our Fleet division has established an excellent reputation and working relationship with all departments throughout the city. It has always been our goal to maintain and build on those relationships and reputation. In order to achieve this goal we must have adequate staffing to support the volume of work.

ACHEIVEMENTS-1ST Quarter.

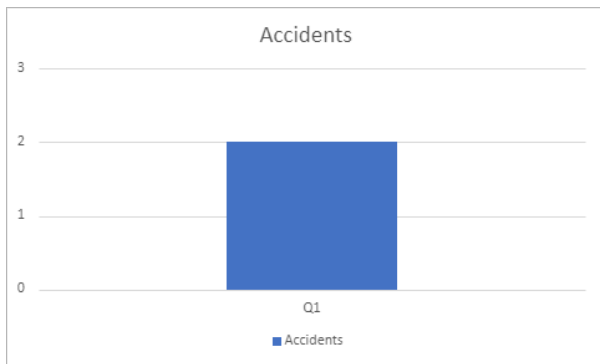
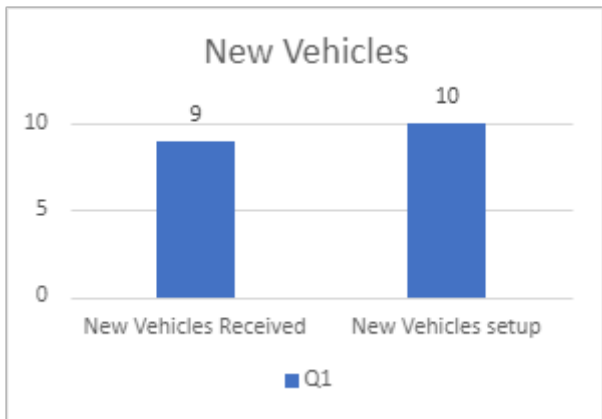
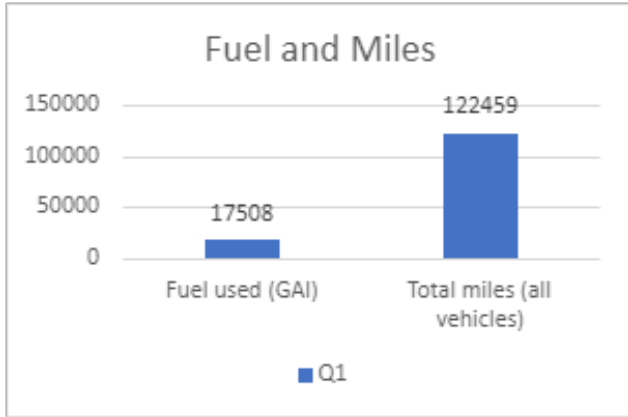
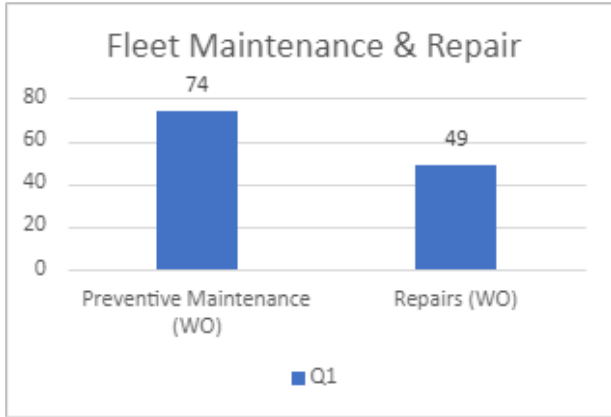
- Our new mechanic is an excellent addition to our team and has cleared his probationary period.
- Drafted Take-Home Vehicle Policy that has been adopted.
- Secured interlocal agreements with Snohomish County and Arizona State.
- Placed orders for 28 new vehicles.
- Put into service 10 vehicles.
- Surplus of 6 vehicles.
- Implemented an updated CMMS

Metrics

Work Order WO Count
By Group



| | Jan | Time | Feb | Mar | Apr | May | Jun | Jul | Aug | Sep | Oct | Nov | Dec |
|-----------------------------|--------|-----------|-------|--------|-----|-----|-----|-----|-----|-----|-----|-----|-----|
| Preventive Maintenance (WO) | 21 | Avg. 4.9H | 19 | 34 | | | | | | | | | |
| Repairs (WO) | 28 | Avg 4.5H | 16 | 5 | | | | | | | | | |
| New Vehicles Received | 6 | | 3 | 0 | | | | | | | | | |
| New Vehicles setup | 2 | | 3 | 5 | | | | | | | | | |
| Fuel used (GAL) | 5,716 | | 5407 | 4194 | | | | | | | | | |
| Over Time Used (Hrs) | 0 | | 0 | 0 | | | | | | | | | |
| Total miles (all vehicles) | 38,642 | | 33105 | 50,712 | | | | | | | | | |
| Accidents | 2 | | 1 | 0 | | | | | | | | | |



| Date | Vehicle | Department | Description | Vehicle down time (days) | Repair Cost |
|-----------|--------------------|------------|---|--------------------------|-------------|
| 1/12/2023 | 2016 Ford Explorer | PD | Low speed accident in a parking lot. A vehicle backing out of a parking lot hit the Explorer, damaging the rear taillight | | \$949.17 |
| 2/10/2023 | 2015 Isuzu NPR | Parks | Low speed accident on the street. vehicle was rearended while stopped for pedestrians. No damage | | \$0.00 |

Engineering


Q1 Highlights

Contracts Awarded:

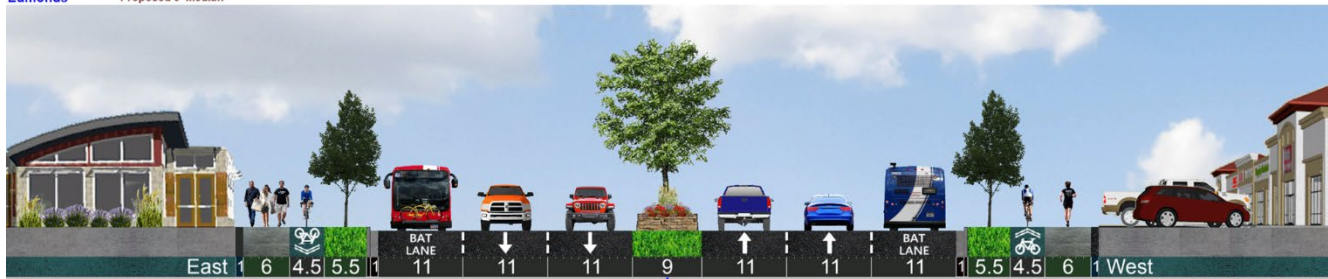
Approval of a Professional Services Agreement for the Phase 14 Waterline Replacement Project to replace 4,000 lineal feet of watermain in 2024.

Projects Completed or significant milestones.

Highway 99 Design Update regarding the addition of bike lanes and turn lane configuration at 220th St.



Edmonds Proposed 9' Median



Highway 99 Stage 2 Revitalization Project – Continued work installing the new center medians with irrigation and landscaping, ADA curb ramps, HAWK signal foundations and Gateway Sign foundations.



Seaview Phase 2 Infiltration Project – Completed all buried utility work at Seaview Park and the new facility became operational.



Private Development Permitting & Inspections:

2022 Transportation Impact Fee Report. The City collected \$319,888 in transportation impact fees in 2022.

Over 900 inspections performed in Q1 of 2023 for public and private property improvements associated with private development projects.



6 speed studies as part of the Traffic Calming Program have been completed so far this year.

Stormwater

Approval of an additional \$25,000 in the 2021-23 Biennial Stormwater Capacity Grant

Approval of the Perrinville Creek Stormwater Management Action Plan.

Submitted the City's annual NPDES stormwater report in March

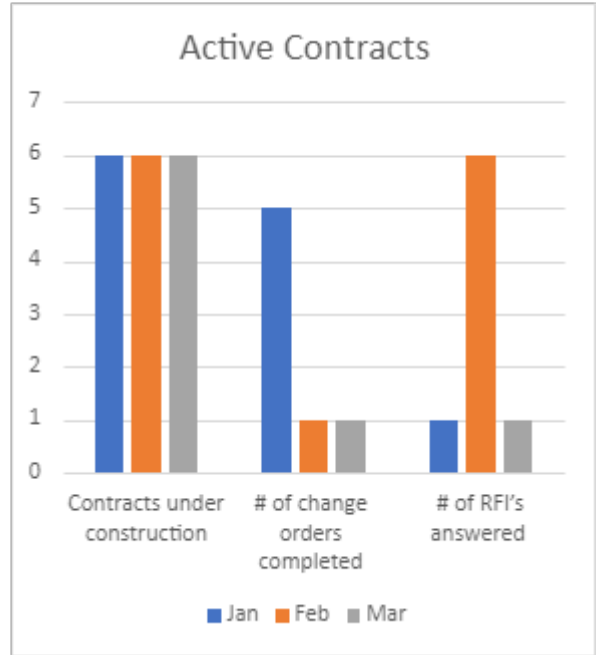
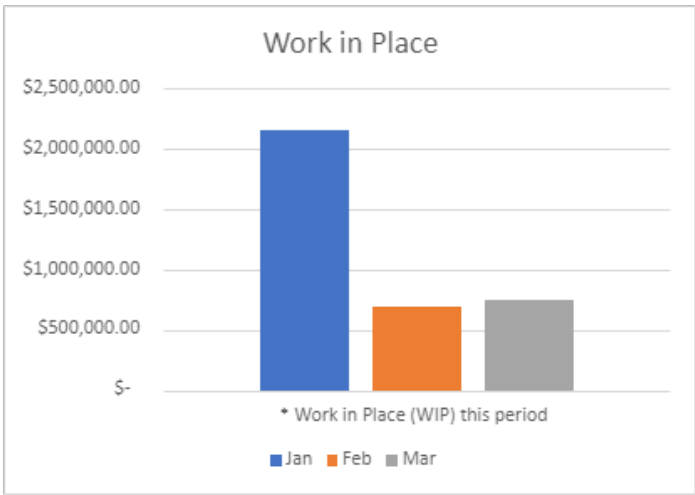


Personnel achievements, graduations, licenses, certification, training etc.

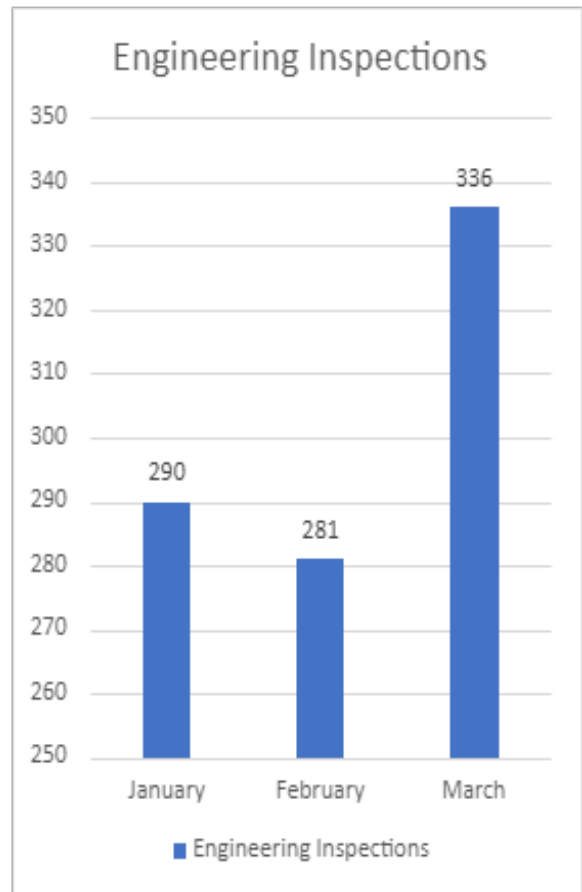
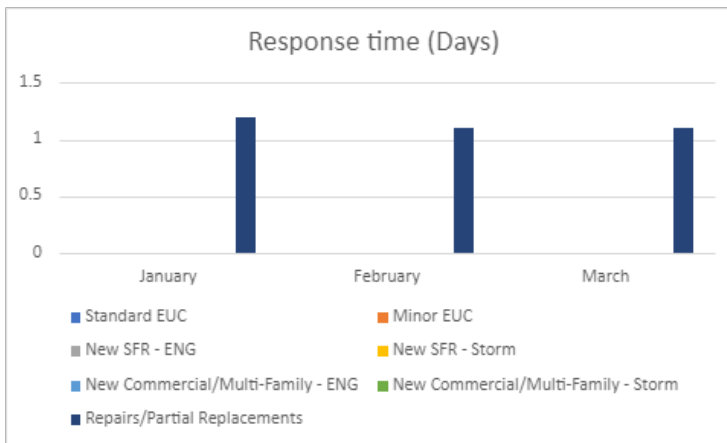
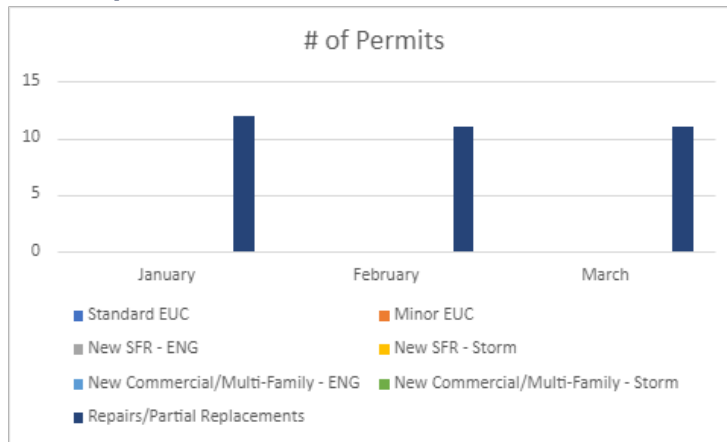
Ryan Hague attended the 35th Annual WSDOT/WAPA Asphalt Conference
Engineering Division completed FEMA Incident Command Training IS-100 and IS-700
Greg Malowicki and Russell Lynch completed Flagger Training
2022 Title VI report submitted to WSDOT

Metrics

CIP



Development



ENGINEERING PROJECT STATUS REPORT

Public Works - Stormwater

PWD-03

Perrinville Creek Flow Management Projects

Estimated Project Cost \$120,000/year
Estimated Construction Date Q3 2023
Estimated Completion Date Q3 2023
Project Manager Mike DeLilla
Project Webpage

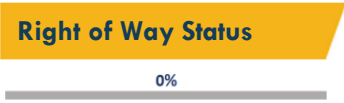


Project Description

Reducing scouring flows to reduce sediments load in Perrinville Creek was identified in a previous basin report completed in 2015 as a critical element of restoring this creek which has been significantly impacted by urban development. The projects funded by this program are incremental steps toward recovering this stream run as adequate fish habitat. These efforts have become even more critical given recent challenges around the Perrinville Creek outfall area. This program is a fund for implementing projects within the Perrinville Creek basin to reduce scour flows in the creek. It allows staff flexibility to respond to ad-hoc opportunities such as rain garden cluster projects, or ensure matching funds are available for chasing grant applications for flow reductions projects.

Project Status

SnoCo Conservation District Designing and constructing Raingardens in Perrinville on 83rd ave W between 188th & 190th.



Related Documents

City Council Actions

Design Contract Awarded

Construction Contract Awarded

| Project Funding | 2023 | 2024 | 2025 | 2026 | 2027 | 2028 | 23-28 Total |
|-----------------------------|------------------|------------------|------------------|------------------|------------------|------|------------------|
| Stormwater Utility Fund 422 | \$120,000 | \$100,000 | \$100,000 | \$100,000 | \$100,000 | | \$520,000 |
| ARPA Funds | | | | | | | |
| Secured Grants | | | | | | | |
| Unsecured Grants | | | | | | | |
| Funding Source Total | \$120,000 | \$100,000 | \$100,000 | \$100,000 | \$100,000 | | \$520,000 |

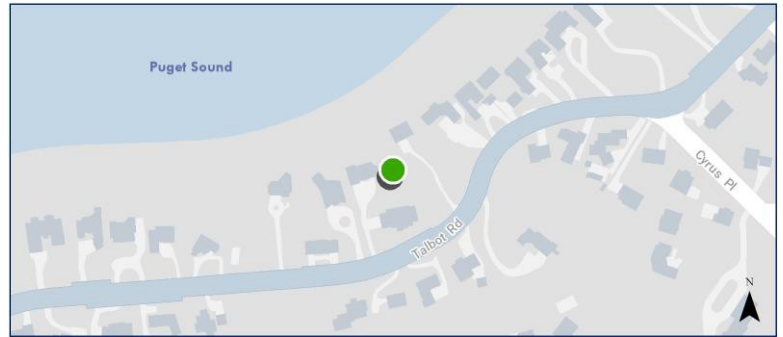
ENGINEERING PROJECT STATUS REPORT

Public Works - Stormwater

PWD-04

Lower Perrinville Creek Restoration Project

Estimated Project Cost \$7,050,000
Estimated Construction Date TBD
Estimated Completion Date TBD
Project Manager Mike DeLilla
Project Webpage



Project Description

The purpose of this project is to improve the environmental health of the creek necessary to support fish habitat, and to restore the storm water capacity. The project consists of the modifications to three structures that currently prevent fish passage and are undersized for the flows on the creek, (1) the culvert at the BNSF track, remove and replace with a fish-friendly culvert or bridge with adequate flow capacity, (2) return flow to the creek between the diversion structure and the BNSF culvert by blocking the structure and restoring creek capacity and (3) culvert at Talbot Road, remove and replace with a fish-friendly culvert or bridge that provides adequate fish passage and storm water flow capacity. This project will increase the resiliency of the watershed by building the structures that mimic the natural channel performance necessary for fish habitat and stormwater flow capacity. The project also includes time and effort to research and apply for supplemental/additional funding sources for construction. Due to the project complexity and number of stakeholders, the planning and design phase is estimated to be 2-years.

Project Status

Current activities in progress include the coordination of construction easement with adjacent property owners, preliminary stream alignment design for the section that leads to the BNSF culvert, and continuous consultation and coordination with all stakeholders including the COE community, property owners and government agencies.



Right of Way Status
 0%

Related Documents

City Council Actions

Design Contract Awarded 6/16/2022
Construction Contract Awarded

| Project Funding | 2023 | 2024 | 2025 | 2026 | 2027 | 2028 | 23-28 Total |
|-----------------------------|------------------|------------------|--------------------|--------------------|------|------|--------------------|
| Stormwater Utility Fund 422 | \$68,884 | \$45,896 | \$797,937 | \$750,000 | | | \$1,662,717 |
| ARPA Funds | \$681,116 | \$454,104 | \$192,464 | | | | \$1,327,684 |
| Secured Grants | | | | | | | |
| Unsecured Grants | | | \$1,809,599 | \$2,250,000 | | | \$4,059,599 |
| Funding Source Total | \$750,000 | \$500,000 | \$2,800,000 | \$3,000,000 | | | \$7,050,000 |

ENGINEERING PROJECT STATUS REPORT

Public Works - Stormwater

PWD-11

Phase 4 Storm Maintenance Project

Estimated Project Cost \$1,912,400
Estimated Construction Date Q2 2024
Estimated Completion Date Q4 2024
Project Manager Greg Malowicki
Project Webpage



Project Description

Annual storm drain replacement project for 2023 construction. Project proposes to replace or rehab storm drain infrastructure in several locations throughout the City. Location of work identified by City crews via first hand knowledge or video inspection results. Much of Edmonds stormwater infrastructure is past its lifespan and requires routine replacement or repair in order to preserve the function of the storm drain system. Failure to conduct annual maintenance projects will increase chances of a storm drain system failure.

Project Status

Site selection and design contract negotiation in progress.



Right of Way Status

N/A

Related Documents

City Council Actions

Design Contract Awarded

Construction Contract Awarded

| Project Funding | 2023 | 2024 | 2025 | 2026 | 2027 | 2028 | 23-28 Total |
|-----------------------------|------------------|--------------------|------|------|------|------|--------------------|
| Stormwater Utility Fund 422 | \$290,000 | \$1,622,400 | | | | | \$1,912,400 |
| ARPA Funds | | | | | | | |
| Secured Grants | | | | | | | |
| Unsecured Grants | | | | | | | |
| Funding Source Total | \$290,000 | \$1,622,400 | | | | | \$1,912,400 |

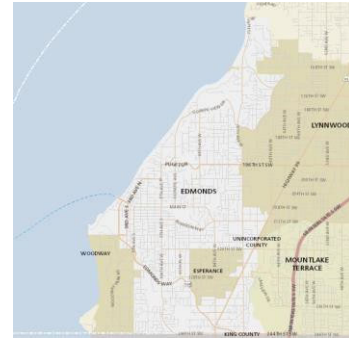
ENGINEERING PROJECT STATUS REPORT

Public Works - Stormwater

PWD-17

Storm and Surface Water Comprehensive Plan

Estimated Project Cost \$733,000
Estimated Construction Date
Estimated Completion Date Q3 2024
Project Manager Jerry Shuster
Project Webpage



Project Description

This project would be a comprehensive evaluation of the City's storm drain system and operations with recommendations for improvements or adjustments and recommended priorities for selecting future capital maintenance projects. No on-going cost are anticipated except to implement any recommended improvements or projects, which will be done as new capital projects with due budget planning/process.

Project Status

- Stormwater Management Action Plan (SMAP) for Perrinville Creek basin was approved by City Council April 2023.
- Professional Services Agreement to update the Storm and Surface Water Comprehensive Plan scheduled for 2Q2023.



Right of Way Status

N/A

Related Documents

[Storm and Surface Water Management Comprehensive Plan \(2010\)](#)

Other related documents found [here](#)

City Council Actions

Design Contract Awarded

Construction Contract Awarded

| Project Funding | 2023 | 2024 | 2025 | 2026 | 2027 | 2028 | 23-28 Total |
|-----------------------------|------------------|------|------|------|------|------|------------------|
| Stormwater Utility Fund 422 | \$600,000 | | | | | | \$600,000 |
| Funding Source Total | \$600,000 | | | | | | \$600,000 |

ENGINEERING PROJECT STATUS REPORT

Public Works - Stormwater 2023 SD Overlays

PWD-19

Estimated Project Cost \$200,000

Estimated Construction Date Q3 2023

Estimated Completion Date Q4 2023

Project Manager Ryan Hague

Project Webpage [City Overlay](#)

Project Description

Road pavement overlays to cover areas of roadways that were excavated and patched in previous years as part of the Annual Storm Maintenance Projects.

Project Status

Design is expected to be complete in May 23



Right of Way Status

N/A

Related Documents

City Council Actions

Design Contract Awarded 12/16/2022

Construction Contract Awarded

| Project Funding | 2023 | 2024 | 2025 | 2026 | 2027 | 2028 | 23-28 Total |
|-----------------------------|------------------|------|------|------|------|------|------------------|
| Stormwater Utility Fund 422 | \$200,000 | | | | | | \$200,000 |
| ARPA Funds | | | | | | | |
| Secured Grants | | | | | | | |
| Unsecured Grants | | | | | | | |
| Funding Source Total | \$200,000 | | | | | | \$200,000 |

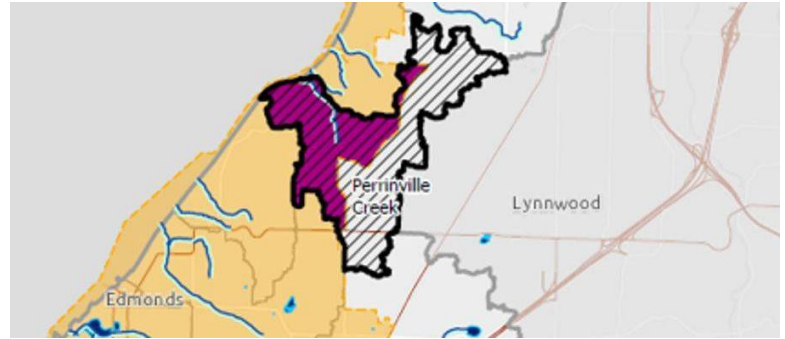
ENGINEERING PROJECT STATUS REPORT

Public Works - Stormwater

PWD-23

Perrinville Creek Basin Analysis Update

Estimated Project Cost TBD
Estimated Construction Date N/A
Estimated Completion Date Q3 2024
Project Manager Mike DeLilla
Project Webpage



Project Description

Supplemental study to update Perrinville Creek 2015 basin analysis that determined possible locations for projects that would help decrease the peak storm flows during high rain events. Project will be updated to reflect projects completed and also determine if there are other locations within the basin to aid in the reduction of peak flows in the basin.

Project Status

Update to 2015 Perrinville Flow Reduction Study Analysis. RFQ to hire consultant will be advertised Q2/Q3 2023 after we receive notice from DOE whether or not we received a grant that would provide additional funding for the project.



Right of Way Status

0%

Related Documents

City Council Actions

Design Contract Awarded

Construction Contract Awarded

| Project Funding | 2023 | 2024 | 2025 | 2026 | 2027 | 2028 | 23-28 Total |
|-----------------------------|------------------|------|------|------|------|------|------------------|
| Stormwater Utility Fund 422 | \$150,000 | | | | | | \$150,000 |
| ARPA Funds | | | | | | | |
| Secured Grants | | | | | | | |
| Unsecured Grants | | | | | | | |
| Funding Source Total | \$150,000 | | | | | | \$150,000 |

ENGINEERING PROJECT STATUS REPORT

Public Works - Sewer

PWS-01

Phase 9 Sewer Replacement (2022)

Estimated Project Cost 2344000
Estimated Construction Date Q2 2022
Estimated Completion Date Q3 2023
Project Manager Greg Malowicki
Project Webpage



Project Description

Per the approved 2013 Sewer Comprehensive Plan, the project will replace pipe and related appurtenances at various locations throughout the City due to old age, being undersized, need to increase capacity, or more prone to breakage due to its material properties.

Project Status

Majority of work completed, awaiting delivery of cured in place pipe materials to complete work in alley. Striping and any outstanding restoration to be completed as weather improves.



Right of Way Status

N/A

Related Documents

City Council Actions

Design Contract Awarded 3/9/2021
Construction Contract Awarded 5/25/2022

| Project Funding | 2023 | 2024 | 2025 | 2026 | 2027 | 2028 | 23-28 Total |
|-----------------------------------|------------------|------|------|------|------|------|------------------|
| Carry Forward / Budget Amendments | \$650,000 | | | | | | \$650,000 |
| Sewer Fund 423 | \$30,000 | | | | | | \$30,000 |
| Funding Source Total | \$680,000 | | | | | | \$680,000 |

ENGINEERING PROJECT STATUS REPORT

Public Works - Sewer

PWS-03

Phase 11 Sewer Replacement (2024)

Estimated Project Cost \$2,314,297
Estimated Construction Date Q2 2024
Estimated Completion Date Q4 2024
Project Manager Greg Malowicki
Project Webpage



Project Description

Per the approved 2013 Sewer Comprehensive Plan, the project will replace pipe and related appurtenances at various locations throughout the City due to old age, being undersized, need to increase capacity, or more prone to breakage due to its material properties.

Project Status

Working with designer to select sites. Design expected to be complete late 2023 or early 2024.



Right of Way Status

N/A

Related Documents

City Council Actions

Design Contract Awarded 4/20/2023

Construction Contract Awarded

| Project Funding | 2023 | 2024 | 2025 | 2026 | 2027 | 2028 | 23-28 Total |
|-----------------------------|------------------|--------------------|------|------|------|------|--------------------|
| Sewer Fund 423 | \$349,517 | \$1,964,780 | | | | | \$2,314,297 |
| Funding Source Total | \$349,517 | \$1,964,780 | | | | | \$2,314,297 |

ENGINEERING PROJECT STATUS REPORT

Public Works - Sewer

PWS-12

Citywide CIPP Sewer Rehabilitation Phase 3

Estimated Project Cost \$423,710
Estimated Construction Date Q2 2023
Estimated Completion Date Q4 2023
Project Manager Greg Malowicki
Project Webpage [2023 Utility Replacement](#)



Project Description

Per the approved 2013 Sewer Comprehensive plan and current video inspections of sewer mains, the project will line existing sewer mains that are subject root intrusion, infiltration and inflow, and damage that can be repaired by this trenchless method.

Project Status

Contract awarded, construction expected to begin June 2023.



Right of Way Status

N/A

Related Documents

City Council Actions

Design Contract Awarded 8/10/2021
Construction Contract Awarded 4/26/2023

| Project Funding | 2023 | 2024 | 2025 | 2026 | 2027 | 2028 | 23-28 Total |
|-----------------------------|------------------|------|------|------|------|------|------------------|
| Sewer Fund 423 | \$423,710 | | | | | | \$423,710 |
| Funding Source Total | \$423,710 | | | | | | \$423,710 |

ENGINEERING PROJECT STATUS REPORT

Public Works - Sewer

PWS-14

2023 Sanitary Sewer Replacement Overlays

Estimated Project Cost \$200,000

Estimated Construction Date Q3 2023

Estimated Completion Date Q4 2023

Project Manager Ryan Hague

Project Webpage [City Overlay](#)

Project Description

Road pavement overlays to cover areas of roadways that were excavated and patched in previous years as part of the Sanitary Sewer Replacement Projects.

Project Status

Design is expected to be complete in May 2023



Right of Way Status

N/A

Related Documents

City Council Actions

Design Contract Awarded 12/16/2022

Construction Contract Awarded

| Project Funding | 2023 | 2024 | 2025 | 2026 | 2027 | 2028 | 23-28 Total |
|-----------------------------|------------------|------|------|------|------|------|------------------|
| Sewer Fund 423 | \$200,000 | | | | | | \$200,000 |
| Funding Source Total | \$200,000 | | | | | | \$200,000 |

ENGINEERING PROJECT STATUS REPORT

Public Works - Transportation Annual Street Preservation Program

PWT-01

Estimated Project Cost \$1,126,000 (2023)

Estimated Construction Date Q3 2023

Estimated Completion Date Q4 2023

Project Manager Ryan Hague

Project Webpage [City Overlay](#)

Project Description

Annual pavement preservation program to maintain City streets.

Project Status

Design is expected to be complete in May 2023



Right of Way Status

N/A

Related Documents

City Council Actions

Design Contract Awarded 12/16/2022

Construction Contract Awarded

| Project Funding | 2023 | 2024 | 2025 | 2026 | 2027 | 2028 | 23-28 Total |
|---|--------------------|--------------------|--------------------|--------------------|--------------------|--------------------|--------------------|
| Carry Forward / Budget Amendments | \$126,000 | | | | | | \$126,000 |
| Street Fund 112 - Gas Tax & Multi-modal | | | | \$150,000 | \$150,000 | \$150,000 | \$450,000 |
| REET Fund 125 | \$500,000 | \$500,000 | \$500,000 | \$500,000 | \$500,000 | \$500,000 | \$3,000,000 |
| REET Fund 126 | \$500,000 | \$500,000 | \$500,000 | \$500,000 | \$500,000 | \$500,000 | \$3,000,000 |
| Transportation Impact Fees | | | | | | | |
| General Fund | | \$500,000 | \$500,000 | \$500,000 | \$500,000 | \$500,000 | \$2,500,000 |
| Stormwater Utility Fund 422 | | | | | | | |
| Federal Grants | | | | | | | |
| State Grants | | | | | | | |
| Unsecured Funding | | | | | | | |
| Funding Source Total | \$1,126,000 | \$1,500,000 | \$1,500,000 | \$1,650,000 | \$1,650,000 | \$1,650,000 | \$9,076,000 |

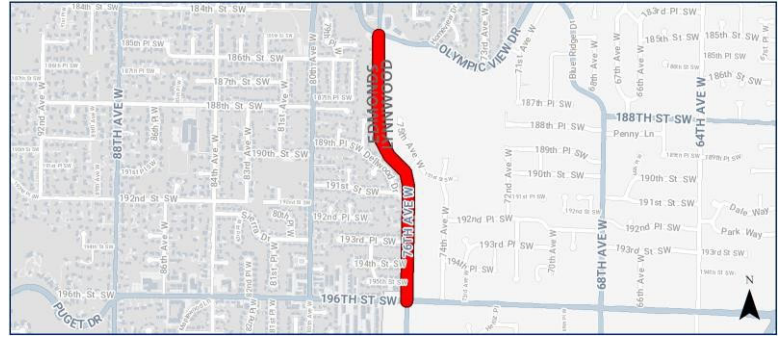
ENGINEERING PROJECT STATUS REPORT

Public Works - Transportation

PWT-03

76th Ave W Overlay - 196th St SW to Olympic View Dr

Estimated Project Cost \$2,583,000
Estimated Construction Date Q3 2022
Estimated Completion Date Q2 2023
Project Manager Ryan Hague
Project Webpage [City Overlay](#)



Project Description

Pavement overlay of 76th Ave. W from 196th St. SW to Olympic View Dr. with pedestrian curb ramp upgrades and addition of a bike lane for the northbound movement. This is a joint project funded by the Cities of Edmonds and Lynnwood, since the west half of the street is in the City of Edmonds and the east half is in the City of Lynnwood.

Project Status

Construction should be complete by June, 2023



Right of Way Status

N/A

Related Documents

City Council Actions

Design Contract Awarded 4/29/2021
Construction Contract Awarded 7/26/2022

| Project Funding | 2023 | 2024 | 2025 | 2026 | 2027 | 2028 | 23-28 Total |
|---|--------------------|------|------|------|------|------|--------------------|
| Carry Forward / Budget Amendments | \$1,613,415 | | | | | | \$1,613,415 |
| Street Fund 112 - Gas Tax & Multi-modal | | | | | | | |
| REET Fund 125 | | | | | | | |
| REET Fund 126 | \$3,315 | | | | | | \$3,315 |
| Transportation Impact Fees | | | | | | | |
| General Fund | | | | | | | |
| Stormwater Utility Fund 422 | | | | | | | |
| Federal Grants | | | | | | | |
| State Grants | \$11,685 | | | | | | \$11,685 |
| Other | | | | | | | |
| Unsecured Funding | | | | | | | |
| Funding Source Total | \$1,628,415 | | | | | | \$1,628,415 |

ENGINEERING PROJECT STATUS REPORT

Public Works - Transportation

PWT-04

Main St Overlay from 6th Ave to 8th Ave

Estimated Project Cost \$937,500
Estimated Construction Date Q2 2024
Estimated Completion Date Q3 2024
Project Manager Ryan Hague
Project Webpage



Project Description

Pavement overlay along Main St. from 6th Ave. to 8th Ave. with pedestrian curb ramps upgrades. The project will be funded with a federal grant (funds available in 2023) and City funds for a local match.

Project Status

Design should begin by June, 2023



Right of Way Status

N/A

Related Documents

City Council Actions

Design Contract Awarded

Construction Contract Awarded

| Project Funding | 2023 | 2024 | 2025 | 2026 | 2027 | 2028 | 23-28 Total |
|---|------------------|------------------|------|------|------|------|------------------|
| Street Fund 112 - Gas Tax & Multi-modal | | | | | | | |
| REET Fund 125 | \$31,400 | \$156,000 | | | | | \$187,400 |
| REET Fund 126 | | | | | | | |
| Transportation Impact Fees | | | | | | | |
| General Fund | | | | | | | |
| Stormwater Utility Fund 422 | | | | | | | |
| Federal Grants | \$125,600 | \$624,500 | | | | | \$750,100 |
| State Grants | | | | | | | |
| Unsecured Funding | | | | | | | |
| Funding Source Total | \$157,000 | \$780,500 | | | | | \$937,500 |

ENGINEERING PROJECT STATUS REPORT

Public Works - Transportation

PWT-09

Hwy 99 Revitalization & Gateway Project - Stage 2

Estimated Project Cost \$9,891,000
Estimated Construction Date Q2 2022
Estimated Completion Date Q2 2023
Project Manager Jaime Hawkins
Project Webpage [Highway 99 - Stage 2](#)



Project Description

Installation of raised landscaped median along Highway 99 corridor from 244th St. SW to 212th St. SW, addition of "Gateway" signage on both ends of the corridor, and a new pedestrian HAWK signal just north of 234th St. SW. The project is funded from state funds provided by the Connecting Washington Transportation program, as well as REET funds.

Project Status

Work within limited access started the week of April 24th and is scheduled to be completed by the middle of June. Median construction, irrigation, paving, Gateway sign and irrigation are 95% complete. Pavement striping to be completed by end of Spring. HAWK signal is pending signal heads and controller delivery and installation in mid-June (behind schedule due to supply chain issues).



Related Documents

City Council Actions

Design Contract Awarded 7/21/2020
Construction Contract Awarded 5/3/2022

| Project Funding | 2023 | 2024 | 2025 | 2026 | 2027 | 2028 | 23-28 Total |
|----------------------------------|--------------------|------|------|------|------|------|--------------------|
| Carry Forward / Budget Amendment | \$2,820,000 | | | | | | \$2,820,000 |
| REET Fund 125 | | | | | | | |
| REET Fund 126 | \$81,000 | | | | | | \$81,000 |
| Transportation Impact Fees | | | | | | | |
| General Fund | | | | | | | |
| Stormwater Utility Fund 422 | | | | | | | |
| Federal Grants | | | | | | | |
| State Grants | \$2,565,000 | | | | | | \$2,565,000 |
| Unsecured Funding | | | | | | | |
| Funding Source Total | \$5,466,000 | | | | | | \$5,466,000 |

ENGINEERING PROJECT STATUS REPORT

Public Works - Transportation

PWT-10

Hwy 99 Revitalization & Gateway Project - Stage 3

Estimated Project Cost \$32,870,000
Estimated Construction Date Q1 2028
Estimated Completion Date Q4 2028
Project Manager Bertrand Hauss
Project Webpage [Highway 99 - Stage 3](#)



Project Description

The Stage 3 Highway 99 project limits are from 244th St SW to 238th St. SW. The project will add a planter strip on both sides of the street, new street lighting, improved stormwater facilities, targeted utility replacements, potential undergrounding of overhead utilities, landscaping and other softscape treatments. The Design and right of way phases are funded through secured Connecting Washington funds.

Project Status

The Design Phase has begun and discussions are on-going with WSDOT regarding entire scope of work (including recent addition of bike lanes on both side of the street). Survey is scheduled to take place in May 2023. The 30% Design Plans are currently scheduled to be submitted to the City for review in September 2023.



Right of Way Status
 0%

Related Documents

City Council Actions

Design Contract Awarded 6/1/2022
Construction Contract Awarded

| Project Funding | 2023 | 2024 | 2025 | 2026 | 2027 | 2028 | 23-28 Total |
|---|--------------------|--------------------|--------------------|---------------------|---------------------|------|---------------------|
| Street Fund 112 - Gas Tax & Multi-modal | | | | | | | |
| REET Fund 125 | | | | | | | |
| REET Fund 126 | | | | | | | |
| Transportation Impact Fees | | | | | | | |
| General Fund | | | | | | | |
| Water Utility Fund 421 | | \$20,000 | \$20,000 | \$135,000 | \$100,000 | | \$275,000 |
| Stormwater Utility Fund 422 | | | | | | | |
| Sewer Utility Fund 423 | | \$10,000 | \$10,000 | \$10,000 | \$30,000 | | \$60,000 |
| Federal Grants | | | | | | | |
| State Grants | \$2,010,000 | \$2,578,000 | \$1,470,000 | \$14,765,000 | \$6,381,000 | | \$27,204,000 |
| Unsecured Funding | | | | | \$5,241,000 | | \$5,241,000 |
| Funding Source Total | \$2,010,000 | \$2,608,000 | \$1,500,000 | \$14,910,000 | \$11,752,000 | | \$32,780,000 |

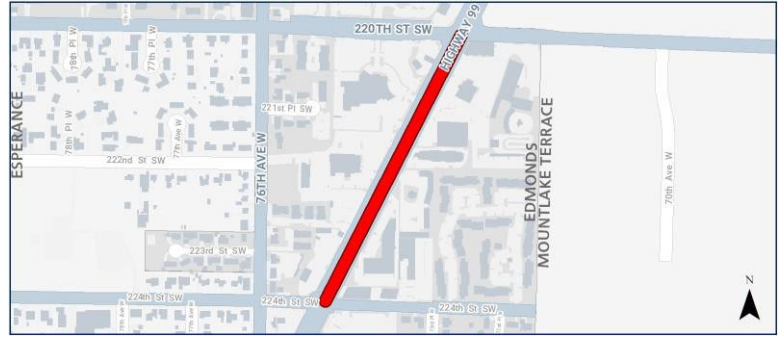
ENGINEERING PROJECT STATUS REPORT

Public Works - Transportation

PWT-11

Hwy 99 Revitalization & Gateway Project - Stage 4

Estimated Project Cost \$42,534,000
Estimated Construction Date 01 2029
Estimated Completion Date Q4 2030
Project Manager Bertrand Hauss
Project Webpage [Highway 99 - Stage 4](#)

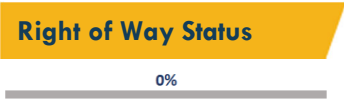


Project Description

The Stage 4 Highway 99 project limits are from 224th St SW to approximately 500 feet north of 220th St. SW. The project will add a planter strip on both sides of the street, new street lighting, improved stormwater facilities, targeted utility replacements, potential undergrounding of overhead utilities, landscaping and other softscape treatments. The intersection of Highway 99 and 220th St. will be widened to add capacity and improve the level of service. The Design and right of way phases are funded through secured Connecting Washington funds, a federal grant and local traffic impact fees.

Project Status

The Design Phase has begun and discussions are on-going with WSDOT regarding entire scope of work (including recent addition of bike lanes on both side of the street). Survey is scheduled to take place in May 2023. The 30% Design Plans are currently scheduled to be submitted to the City for review in September 2023.



Related Documents

City Council Actions

Design Contract Awarded 6/1/2022
Construction Contract Awarded

| Project Funding | 2023 | 2024 | 2025 | 2026 | 2027 | 2028 | 23-28 Total |
|---|------------------|--------------------|--------------------|--------------------|---------------------|---------------------|---------------------|
| Street Fund 112 - Gas Tax & Multi-modal | | | | | | | |
| REET Fund 125 | | | | | | | |
| REET Fund 126 | | | \$704,000 | \$565,000 | | | \$1,269,000 |
| Transportation Impact Fees | \$365,000 | \$269,000 | \$1,917,000 | \$727,000 | | | \$3,278,000 |
| Water Utility Fund 421 | | \$40,000 | \$40,000 | | \$300,000 | \$300,000 | \$680,000 |
| Stormwater Utility Fund 422 | | | | | | | |
| Sewer Utility Fund 423 | | \$20,000 | \$20,000 | | \$150,000 | \$150,000 | \$340,000 |
| Federal Grants | \$375,000 | \$1,284,000 | \$1,523,400 | \$970,000 | | | \$4,152,400 |
| State Grants | | \$1,087,000 | \$143,600 | | | | \$1,230,600 |
| Unsecured Funding | | | | | \$15,984,000 | \$15,550,000 | \$31,534,000 |
| Funding Source Total | \$740,000 | \$2,700,000 | \$4,348,000 | \$2,262,000 | \$16,434,000 | \$16,000,000 | \$42,484,000 |

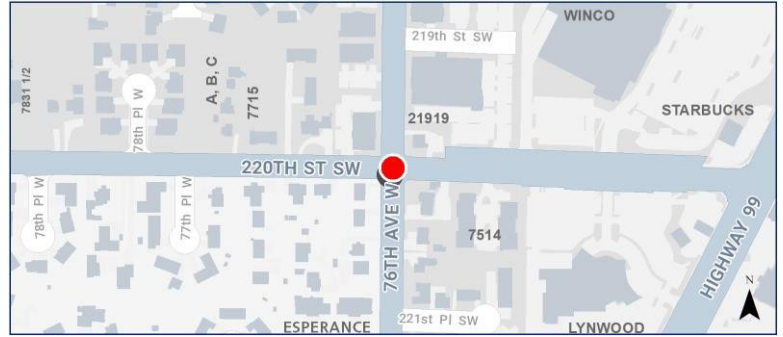
ENGINEERING PROJECT STATUS REPORT

Public Works - Transportation

PWT-19

76th Ave W @ 220th St SW - Intersection Improvements

Estimated Project Cost \$9,000,000
Estimated Construction Date Q2 2027
Estimated Completion Date Q2 2028
Project Manager Bertrand Hauss
Project Webpage [76th @ 220th Intersection](#)



Project Description

Reconfigure eastbound lanes to a left turn lane and through / right turn lane. Add eastbound and westbound dedicated left turn lanes with a protected-permitted phase. Provide right turn overlap for westbound movement during southbound left turn phase. (Additional improvements include wider sidewalk, bike lanes, and various utility improvements (including potential conversion overhead utility lines to underground). ROADWAY PROJECT PRIORITY #1 in 2015 Transportation Plan

Project Status

The 30% Design was completed in February 2023 and the City provided their comments. The required Federal Environmental documents are currently being completed and scheduled to be completed in June 2023. The 60% Plans are scheduled to be submitted to the City for review in June 2023.



Right of Way Status

0%

Related Documents

City Council Actions

Design Contract Awarded 6/3/2021
Construction Contract Awarded

| Project Funding | 2023 | 2024 | 2025 | 2026 | 2027 | 2028 | 23-28 Total |
|---|------------------|------------------|------------------|--------------------|------|------|--------------------|
| Street Fund 112 - Gas Tax & Multi-modal | | | | | | | |
| REET Fund 125 | | | | | | | |
| REET Fund 126 | | \$316,000 | | | | | \$316,000 |
| Transportation Impact Fees | \$308,500 | \$108,000 | \$181,000 | | | | \$597,500 |
| General Fund | | | | | | | |
| Stormwater Utility Fund 422 | | | | | | | |
| Water Utility Fund 421 | \$30,000 | \$30,000 | \$7,000 | \$500,000 | | | \$567,000 |
| Federal Grants | \$372,750 | \$346,000 | \$274,750 | | | | \$993,500 |
| State Grants | | | | | | | |
| Unsecured Funding | | | | \$6,173,000 | | | \$6,173,000 |
| Funding Source Total | \$711,250 | \$800,000 | \$462,750 | \$6,673,000 | | | \$8,647,000 |

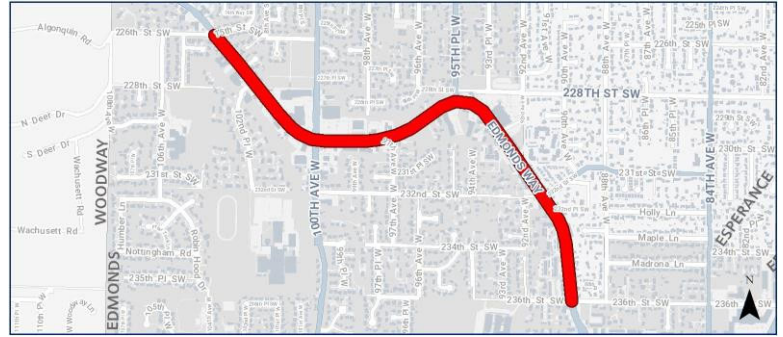
ENGINEERING PROJECT STATUS REPORT

Public Works - Transportation

PWT-20

SR-104 Adaptive System - 236th to 226th

Estimated Project Cost \$2,394,000
Estimated Construction Date TBD
Estimated Completion Date TBD
Project Manager Bertrand Hauss
Project Webpage



Project Description

Installation of an Adaptive System along SR-104 from 236th St. SW to 226th St. SW (total of five traffic signals along this stretch / spaced ~ ¼ mile from each other). No signal communication currently exists between any of the existing traffic signals. (SR-104 @ 236th St. SW, SR-104 @ 232nd St. SW, SR-104 @ 95th Pl. W, SR-104 @ 100th Ave. W, and SR-104 @ 226th St. SW). Possible future addition to this project may include addition of a traffic management center (TMC) at the Public Works Facility and connection of the Adaptive System to the TMC.

Project Status

The Technical Aspect of the project including Systems Engineering is currently being completed. The Concepts of Operations was completed in January 2023. The 30% Design is scheduled to be completed in August 2023.



Right of Way Status
0%

Related Documents

City Council Actions

Design Contract Awarded 6/29/2022
Construction Contract Awarded

| Project Funding | 2023 | 2024 | 2025 | 2026 | 2027 | 2028 | 23-28 Total |
|---|------------------|------|--------------------|------|------|------|--------------------|
| Street Fund 112 - Gas Tax & Multi-modal | | | | | | | |
| REET Fund 125 | \$32,865 | | | | | | \$32,865 |
| REET Fund 126 | | | | | | | |
| Transportation Impact Fees | | | | | | | |
| General Fund | | | | | | | |
| Stormwater Utility Fund 422 | | | | | | | |
| Federal Grants | \$210,575 | | | | | | \$210,575 |
| State Grants | | | | | | | |
| Unsecured Funding | | | \$1,984,000 | | | | \$1,984,000 |
| Funding Source Total | \$243,440 | | \$1,984,000 | | | | \$2,227,440 |

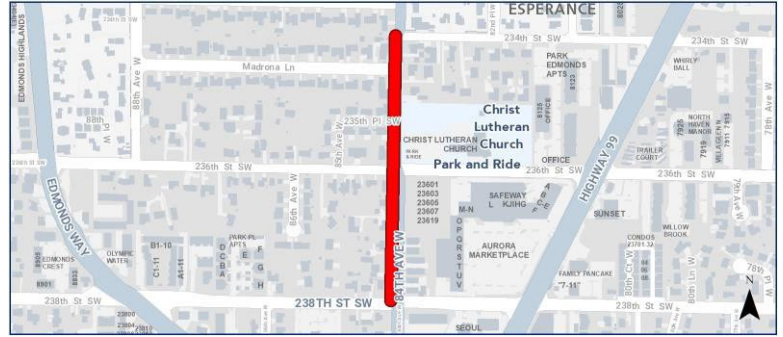
ENGINEERING PROJECT STATUS REPORT

Public Works - Transportation

PWT-32

84th Ave W Walkway from 238th St SW to 234th St SW

Estimated Project Cost \$1,160,000
Estimated Construction Date
Estimated Completion Date
Project Manager Russell Lynch
Project Webpage



Project Description

Install sidewalk along 84th Ave. W from 238th St .SW to 234th St. SW, with curb and gutter. This project ranked #5 in the Long Walkway List of the 2015 Transportation Plan.

Project Status

Consultant selection process to begin in Q2 2023.



Right of Way Status

N/A

Related Documents

City Council Actions

Design Contract Awarded

Construction Contract Awarded

| Project Funding | 2023 | 2024 | 2025 | 2026 | 2027 | 2028 | 23-28 Total |
|---|------------------|--------------------|------|------|------|------|--------------------|
| Street Fund 112 - Gas Tax & Multi-modal | | | | | | | |
| REET Fund 125 | | | | | | | |
| REET Fund 126 | | | | | | | |
| Transportation Impact Fees | | | | | | | |
| General Fund | | | | | | | |
| Stormwater Utility Fund 422 | | | | | | | |
| ARPA Funds | \$160,000 | | | | | | \$160,000 |
| Federal Grants | | | | | | | |
| State Grants | | | | | | | |
| Unsecured Funding | | \$1,000,000 | | | | | \$1,000,000 |
| Funding Source Total | \$160,000 | \$1,000,000 | | | | | \$1,160,000 |

ENGINEERING PROJECT STATUS REPORT

Public Works - Transportation Transportation Plan Update

PWT-54

Estimated Project Cost \$425,000
Estimated Construction Date n/a
Estimated Completion Date Q2 2024
Project Manager Bertrand Hauss
Project Webpage



Project Description

Update the City's long range transportation plan.

Project Status

A presentation regarding inclusion of Multimodal Level of Service within Transportation Plan is scheduled for May 2nd. The Professional Services Agreement for Transpo Group is scheduled for Council approval on May 16th.



Related Documents

City Council Actions

Design Contract Awarded 5/20/2023
Construction Contract Awarded

| Project Funding | 2023 | 2024 | 2025 | 2026 | 2027 | 2028 | 23-28 Total |
|---|------------------|------------------|------|------|------|------|------------------|
| Street Fund 112 - Gas Tax & Multi-modal | \$170,000 | \$255,000 | | | | | \$425,000 |
| REET Fund 125 | | | | | | | |
| REET Fund 126 | | | | | | | |
| Transportation Impact Fees | | | | | | | |
| General Fund | | | | | | | |
| Stormwater Utility Fund 422 | | | | | | | |
| Federal Grants | | | | | | | |
| State Grants | | | | | | | |
| Unsecured Funding | | | | | | | |
| Funding Source Total | \$170,000 | \$255,000 | | | | | \$425,000 |

ENGINEERING PROJECT STATUS REPORT

Public Works - Transportation Citywide Lighting Study

PWT-62

Estimated Project Cost \$60,000
Estimated Construction Date
Estimated Completion Date
Project Manager Russell Lynch
Project Webpage



Project Description

The study will evaluate and inventory the City's existing street lighting system and identify gaps in service. The study will also develop a priority list of improvements and cost estimates, standard details for street and pedestrian lighting and policies for the addition of street lights on private developments and addition of street lights within residential neighborhoods.

Project Status

Consultant selection process to begin in Q2 2023.



Right of Way Status

N/A

Related Documents

City Council Actions

Design Contract Awarded

Construction Contract Awarded

| Project Funding | 2023 | 2024 | 2025 | 2026 | 2027 | 2028 | 23-28 Total |
|---|-----------------|------|------|------|------|------|-----------------|
| Street Fund 112 - Gas Tax & Multi-modal | | | | | | | |
| REET Fund 125 | \$60,000 | | | | | | \$60,000 |
| REET Fund 126 | | | | | | | |
| Transportation Impact Fees | | | | | | | |
| General Fund | | | | | | | |
| Stormwater Utility Fund 422 | | | | | | | |
| Federal Grants | | | | | | | |
| State Grants | | | | | | | |
| Unsecured Grants | | | | | | | |
| Funding Source Total | \$60,000 | | | | | | \$60,000 |

ENGINEERING PROJECT STATUS REPORT

Public Works - Water

PWW-01

Phase 12 Annual Replacement Program (2022)

Estimated Project Cost 1193000
Estimated Construction Date Q2 2022
Estimated Completion Date Q1 2023
Project Manager Greg Malowicki
Project Webpage



Project Description

Per the approved 2017 Water Comprehensive Plan, the project will replace/maintain pipe and related appurtenances at various locations throughout the City due to old age, being undersized, need to increase flow or pressure, or more prone to breakage due to its material properties.

Project Status

Watermain replacement is complete, final restoration work to be completed as weather improves. Project moving to closeout.



Right of Way Status

N/A

Related Documents

City Council Actions

Design Contract Awarded 3/23/2021
Construction Contract Awarded 5/25/2022

| Project Funding | 2023 | 2024 | 2025 | 2026 | 2027 | 2028 | 23-28 Total |
|-----------------------------------|------------------|------|------|------|------|------|------------------|
| Carry Forward / Budget Amendments | \$300,000 | | | | | | \$300,000 |
| Construction | \$300,000 | | | | | | \$300,000 |
| Water Fund 421 | \$10,000 | | | | | | \$10,000 |
| Funding Source Total | \$610,000 | | | | | | \$610,000 |

ENGINEERING PROJECT STATUS REPORT

Public Works - Water

PWW-03

Phase 14 Annual Replacement Program (2024)

Estimated Project Cost \$4,031,507
Estimated Construction Date Q2 2024
Estimated Completion Date Q4 2024
Project Manager Greg Malowicki
Project Webpage



Project Description

Per the approved 2017 Water Comprehensive Plan, the project will replace/maintain pipe and related appurtenances at various locations throughout the City due to old age, being undersized, need to increase flow or pressure, or more prone to breakage due to its material properties.

Project Status

Working with designer to select sites. Design expected to be complete late 2023 or early 2024.



Right of Way Status

N/A

Related Documents

City Council Actions

Design Contract Awarded

Construction Contract Awarded

| Project Funding | 2023 | 2024 | 2025 | 2026 | 2027 | 2028 | 23-28 Total |
|-----------------------------|------------------|--------------------|------|------|------|------|--------------------|
| Water Fund 421 | \$506,128 | \$3,525,379 | | | | | \$4,031,507 |
| Funding Source Total | \$506,128 | \$3,525,379 | | | | | \$4,031,507 |

ENGINEERING PROJECT STATUS REPORT

Public Works - Water 2023 Waterline Replacement Overlays

PWW-10

Estimated Project Cost \$50,000

Estimated Construction Date Q3 2023

Estimated Completion Date Q4 2023

Project Manager Ryan Hague

Project Webpage [2023 Utility Replacement](#)

Project Description

Road pavement overlays to cover areas of roadways that were excavated and patched in previous years as part of the Waterline Replacement Projects.

Project Status

Design is expected to be complete in May 2023



Right of Way Status

N/A

Related Documents

City Council Actions

Design Contract Awarded 12/16/2022

Construction Contract Awarded

| Project Funding | 2023 | 2024 | 2025 | 2026 | 2027 | 2028 | 23-28 Total |
|-----------------------------|-----------------|------|------|------|------|------|-----------------|
| Water Fund 421 | \$50,000 | | | | | | \$50,000 |
| Funding Source Total | \$50,000 | | | | | | \$50,000 |

